

Harvest the Sunshine

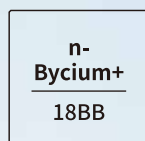
720W



JA SOLAR

JAM66D46 LB n-type Double Glass Bifacial Modules

Premium Cells



MBB Half-Cell
Technology

26%



Cell Conversion
Efficiency

Premium Modules



Higher power
generation better LCOE



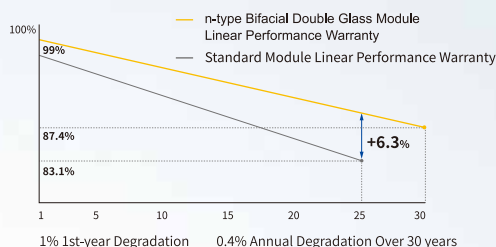
n-type with very
Lower LID



Better Temperature
Coefficient



Better low irradiance
response



12-year product
warranty



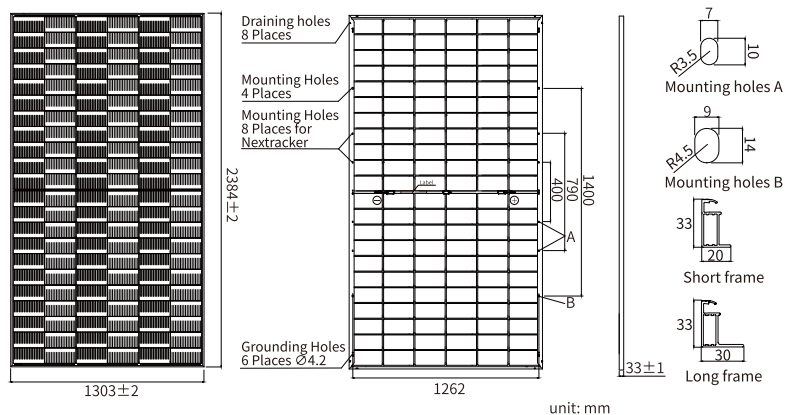
30-year linear power
output warranty

Comprehensive Certificates

- IEC 61215, IEC 61730
- ISO 9001: 2015 Quality management systems
- ISO 14001: 2015 Environmental management systems
- ISO 45001: 2018 Occupational health and safety management systems
- IEC 62941: 2019 Terrestrial photovoltaic (PV) modules - Quality system for PV module manufacturing



DEEP BLUE 4.0 Pro



MECHANICAL PARAMETERS

Cell	Mono
Weight	38.2kg
Dimensions	2384±2mm×1303±2mm×33±1mm
Cable Cross Section Size	4mm ² (IEC), 12 AWG(UL)
No. of cells	132(6×22)
Junction Box	IP68, 3diodes
Connector	QC 4.10-351/ MC4-EVO2A
Cable Length (Including Connector)	Portrait: 300mm(+)/400mm(-) Landscape: 1500mm(+)/1500mm(-)
Front Glass/Back Glass	2.0mm/2.0mm
Packaging Configuration	33pcs/Pallet, 594pcs/40HQ Container

Remark: customized frame color and cable length available upon request

ELECTRICAL PARAMETERS AT STC

TYPE	JAM66D46 -695/LB	JAM66D46 -700/LB	JAM66D46 -705/LB	JAM66D46 -710/LB	JAM66D46 -715/LB	JAM66D46 -720/LB
Rated Maximum Power(P _{max}) [W]	695	700	705	710	715	720
Open Circuit Voltage (V _{oc}) [V]	48.00	48.20	48.40	48.60	48.80	49.00
Maximum Power Voltage(V _{mp}) [V]	40.22	40.42	40.61	40.80	41.00	41.19
Short Circuit Current(I _{sc}) [A]	18.39	18.43	18.47	18.51	18.55	18.59
Maximum Power Current(I _{mp}) [A]	17.28	17.32	17.36	17.40	17.44	17.48
Module Efficiency [%]	22.4	22.5	22.7	22.9	23.0	23.2
Power Tolerance	0~+3%					
Temperature Coefficient of I _{sc} /α _{Isc}	+0.045%/°C					
Temperature Coefficient of V _{oc} (β _{Voc})	-0.250%/°C					
Temperature Coefficient of P _{max} (γ _{Pmp})	-0.290%/°C					
STC	Irradiance 1000W/m ² , cell temperature 25°C, AM1.5G					

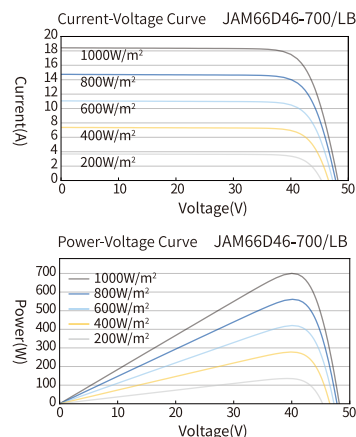
Remark: Electrical data in this catalog do not refer to a single module and they are not part of the offer. They only serve for comparison among different module types.

ELECTRICAL CHARACTERISTICS WITH 10% SOLAR IRRADIATION RATIO

TYPE	JAM66D46 -695/LB	JAM66D46 -700/LB	JAM66D46 -705/LB	JAM66D46 -710/LB	JAM66D46 -715/LB	JAM66D46 -720/LB
Rated Max Power(P _{max}) [W]	751	756	761	767	772	778
Open Circuit Voltage(V _{oc}) [V]	48.00	48.20	48.40	48.60	48.80	49.00
Max Power Voltage(V _{mp}) [V]	40.22	40.42	40.61	40.80	41.00	41.19
Short Circuit Current(I _{sc}) [A]	19.86	19.90	19.95	19.99	20.03	20.08
Max Power Current(I _{mp}) [A]	18.66	18.71	18.75	18.79	18.84	18.88
Irradiation Ratio (rear/front)	10%					

* For NexTracker installations, maximum static load please take compatibility approve letter between JA Solar and NexTracker for reference.

CHARACTERISTICS



OPERATING CONDITIONS

Maximum System Voltage	1500V DC
Operating Temperature	-40°C~+85°C
Maximum Series Fuse Rating	35A
Maximum Static Load, Front*	5400Pa(112 lb/ft ²)
Maximum Static Load, Back*	2400Pa(50 lb/ft ²)
NOCT	45±2°C
Bifaciality	80%±5%
Safety Class	Class II
Fire Performance	UL Type 29/Class C